

Community Dialogues to Support Equitable Programming, Access, and Action in YOUR Library

Thursday, October 29th - *The webinar will begin at 1 pm MT and will be recorded*

While you're waiting:

1. Find the toolbar – it will either be on the bottom or top of your Zoom window
1. Introduce yourself in the chat box (**please select “All Panelists and Attendees” not “All Panelists”**)
2. Click audio “Join by Computer” – you won’t have microphone access automatically, but can raise your hand to speak.
3. Call in numbers are: US: +1 408 638 0968 or +1 669 900 6833 or +1 253 215 8782 or +1 346 248 7799 or +1 312 626 6799 or +1 646 876 9923 or +1 301 715 8592 ; Webinar ID: 985 0280 4242

Expectations / Guidelines

- Try to use the Q&A feature for questions
- When using Chat, make sure your messages are being sent to “All Panelists and Attendees”
- You will need to raise your hand to get microphone access
- Call in #'s:
 - US: +1 408 638 0968 or +1 669 900 6833 or +1 253 215 8782 or +1 346 248 7799 or +1 312 626 6799 or +1 646 876 9923 or +1 301 715 8592 ; Webinar ID: 985 0280 4242

Today's Facilitators

Brooks Mitchell (Space Science Institute)

Anne Holland (Space Science Institute)

Stephanie Vierow-Fields (Space Science Institute)



Agenda

- Intro: 5 min (Brooks)
- Icebreaker: 5 min (Stephanie)
- CD 101: 10 min (Anne)
- Ideas from Prompts: 10 min (All, annotate)
- Virtual Dialogue Pivots: 5 min (Stephanie)
- Walk-through of new resources: 10 min (Anne)
- Q&A/Chat: 10 min (All)
- Close: 5 min (Brooks)

Advancing Informal STEM Learning

This material is based upon work supported by the National Science Foundation under Grant No. DRL-1906172.



Any opinions, findings, and conclusions or recommendations expressed in this material are those of the author(s) and do not necessarily reflect the views of the National Science Foundation.



Science-Technology Activities &
Resources For Libraries

STEAM Equity Project

NCIL

National Center for
Interactive Learning



SPACE
SCIENCE
INSTITUTE

ALA American
Library
Association



Institute for
Learning Innovation

SciGirls



Education
Development
Center

Empower tweens and their families around equitable STEAM learning and career paths

Learn how library workers can more effectively support tween interest and persistence in STEAM learning in their rural communities.

Share what we are discovering about STEAM learning and community collaboration



Collaboration is Key

- Collaboration and partnerships have long been an important part of libraries; even more so in the future!
- Community Collaboration Ideas
 - <http://www.starnetlibraries.org/stem-in-libraries/collaboration/collaboration-opportunities/>



Further Training on Collaborations

- *STAR Net* Webinar Recordings that Encourage Collaboration
 - www.starnetlibraries.org/resources/webinars
 - Ready, Set, Create! How Engineers and Libraries Can Collaborate to Make a World of Difference (Oct. '19)
 - Libraries Accessing NASA Subject Matter Experts (Feb. '19)
 - Grappling with Unconscious Bias in the Library Setting (Jan. '20)
 - Closing the Gender Gap: Developing Gender Equitable STEAM Programs (Sep. '20)
 - Culturally Responsive STEAM Programming: Engaging Latinx Communities in Rural Areas (Sep. 20)

Let's practice annotating! Add some planets, aliens or other spooky objects to the "Jack-o-Lantern" nebula, using the Zoom annotate feature!



What is a Community Dialogue?

A Community Dialogue is a loosely facilitated discussion that provides the opportunity for staff and community members to discuss a common, community-based challenge or aspiration.

- Climate Change
- Serving Underrepresented Audiences
- Working with Local Industry
- Identifying Local Health Concerns
- Pandemics

"There is no doubt that the Community Dialogues are beneficial to all parties. I think this method should be employed more often when we are considering all kinds of services, initiatives and programs for our community."



**Lisa Jackson - Youth Services Librarian,
African-American Research Library and
Cultural Center, Fort Lauderdale, FL**



Dialogue Ground Rules

1. Have a “kitchen table” conversation. Everyone participates; no one dominates.
2. There are no “right answers.” Draw on your own experiences, views and beliefs. You do not need to be an expert.
3. Keep an open mind. Listen carefully and try hard to understand the views of those who disagree with you.
4. Help keep the discussion on track. Stick to the questions; try not to ramble.
5. It is okay to disagree, but don’t be disagreeable. Respond to others how you want to be responded to.
6. Have fun!

From ALA’s Libraries Transforming Communities: A Step-by-step Guide for “Turning Outward” to your Community

- These Dialogues have been supported by NASA, NIH, NSF and the Gordon and Betty Moore Foundation, in more than 165 libraries (including 20 virtual!)
- Libraries have made new partners, increased participation in programming, developed new programs for patrons, and even found increased funding



Community Dialogues Have Helped Libraries:

- Expand their understanding of patrons' feelings about their library and its programs, (including programming related to STEM)
- Obtain meaningful feedback from the community on who visits the venue and why they visit
- Have a conversation about how the venue can better serve ethnically, economically, and geographically underserved and underrepresented audiences (how to be more welcoming and remove barriers to access)
- Better connect with local organizations and potential future partners that have shared interests with their organization and community



1) What audiences in my community are not making full use of library resources?



Teens/Tweens



Adults

2) How does my library provide equitable and relevant programming for diverse audience segments? (Latinx, LGBTQ, Homeless populations, etc.)



Teen Advisory Groups

3) Who in my community has the ear of the groups we wish to serve better?



Schools



Social Services Agencies

4) Who are my go-to partners who could help plan and implement a Community Dialogue?

Schools

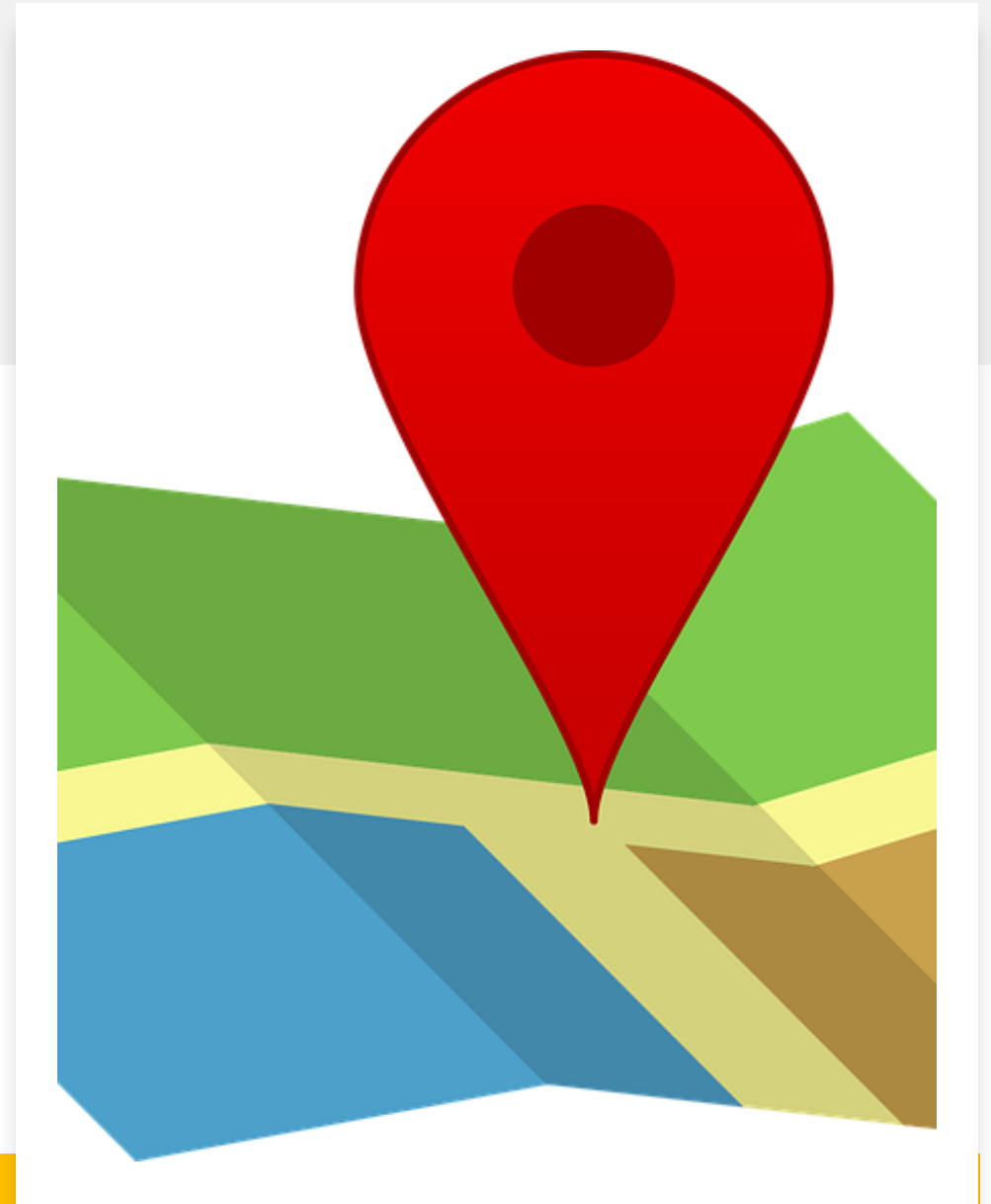


Volunteers



Planning: Where, When, Why?

- For virtual we recommend platforms like Zoom, WebEx, or Ring Central
 - *Everyone has audio and visual*
 - *You have more control over the group*
 - *You can have your dialogue as big or as small*
- Try to plan months in advance
 - *We recommend a backdating calendar as an easy planning tool, and make sure to remind your participants 1 month before, 2 weeks before, 1 week before, and the day before*





How do I facilitate a group mentality virtually?

- Give your invitees an opportunity to meet before-hand
 - Use a private Facebook group
 - Learn about each other through a Google document that contains short bios of all the participants
- Let your invitees know that this isn't an informational session, but a chance to learn from each other
- Finally, no is ok. Ask if they want to be included in the next one.
- If internet is an issue; find a space that can be socially distant and allow for virtual interactions

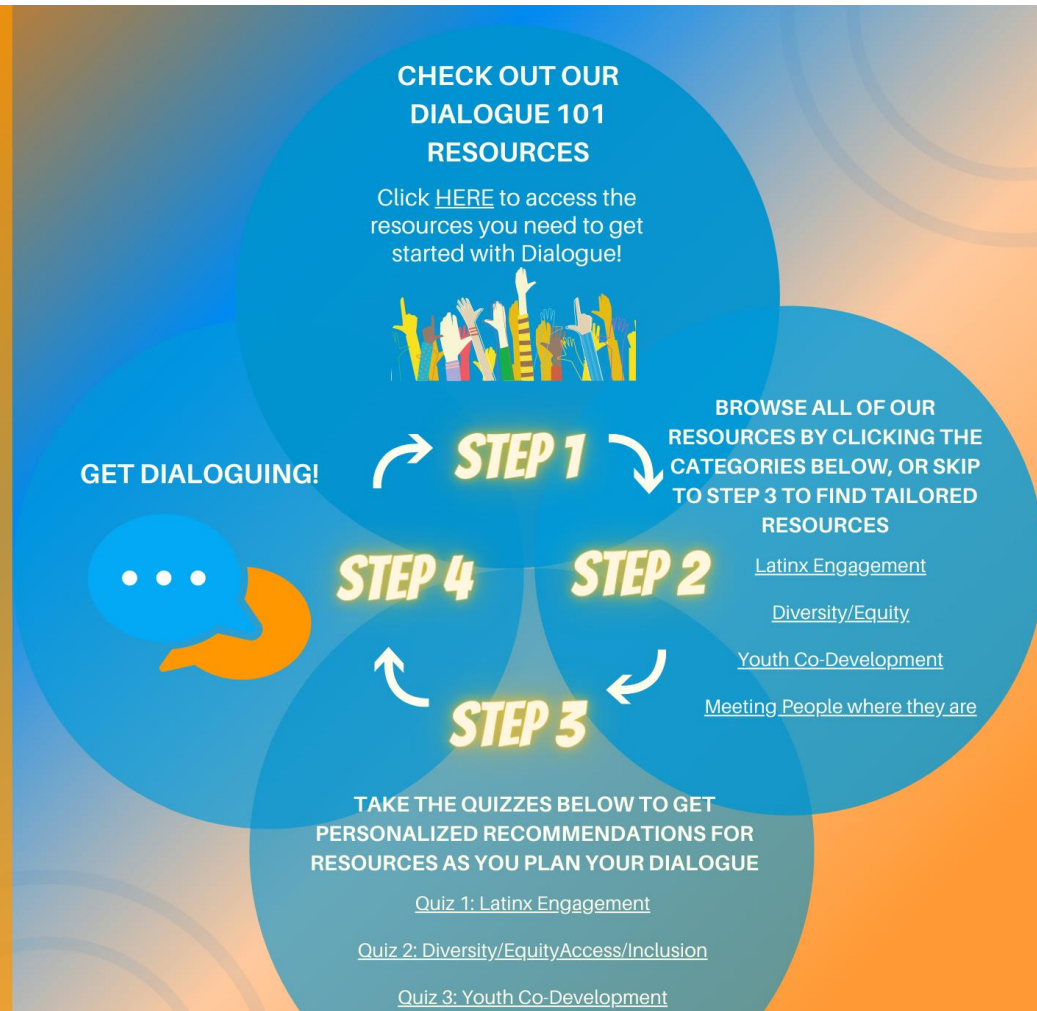
STEPS FOR LEADING DIALOGUE IN YOUR COMMUNITY

Presented by the STAR Library Network



Science-Technology Activities & Resources For Libraries


Community Dialogues were developed as part of the STAR Library Network to support libraries in gaining new partners, identifying gaps in their programming, and reaching out to



Now that we know what a Community Dialogue is, and who we might include in one, let's check out the new Dialogue resources!



Questions?



Final Reminders

- You aren't in this alone! There are other organizations with like-minded goals and objectives and their own expertise!
- Partnerships can exist on the local, state, or national level
- Facilitating STEAM isn't about being a content expert – it's about allowing patrons to discover for themselves. Don't “fake it until you make it” – turn to the experts for the content, YOU bring the people together!
- bmitchell@spacescience.org ; aholland@spacescience.org ; svfields@spacescience.org